



BOSCH

Invented for life

Solution 6000

The integrated security solution for your home or business

The Solution 6000 is a fully integrated access control and intrusion detection system supporting both wired and wire-free options. The combination of its intuitive user interface and high-speed programming software make it an easy-to-use complete security solution.

Solution 6000 — Your integrated security solution

We all want to live and work in a safe and secure environment. Should a burglary or other incident occur, the loss is not just the items destroyed or stolen – it's the loss of comfort and security that was once provided. The Solution 6000 from Bosch Security Systems provides you with an expandable solution that can be tailored to fit your needs perfectly. This integrated access control and alarm system combines an impressive array of alarm functionality with the access control capabilities you've always needed. With future focused technology and the ability to adapt to the changing needs of your environment, Bosch have eliminated the complexities of finding the right security solution. Look no further than the Solution 6000 to unlock the access and alarm solution that you have been looking for.



Expandable to Suit Your Needs

Whether you are looking to secure a home, a shop, or a commercial property, every premises is going to be different, and you need to know that your system has the flexibility to adapt to your requirements.

With the ability to be expanded to support up to 144 wired or wireless detection devices, and up to 16 doors of access control, the Solution 6000 is a cost-effective security solution that can grow as your needs grow. And with the ability to cater for up to 1,000 users, supporting programmable authority levels and simplistic operation, the Solution 6000 can provide the perfect fit even in the largest of security applications.





Access Control

Integrated Access Control

Access Control is no longer reserved only for larger, more expensive systems. The Solution 6000 incorporates Smart Card technology from Bosch, providing an affordable and effective solution for integrated access control for up to 16 doors - making it suitable for anything from the front door of your home up to mid-sized commercial installations. Compatible Smart Card readers incorporate entry/exit and lock control built-in, which reduces cost and simplifies installation.


Bosch provides you with a choice of access control user interfaces including internal or weatherproof external Smart Card readers, keypads with built-in Smart Card readers, or for a higher security option, biometric fingerprint readers.

Access Control Features

Comprehensive access control features including Holidays, Date / Time and Day of the Week Schedules allow you to easily manage access and the arm/disarm functions of the security system. Up to 16 time zones can be set up, with each containing up to 4 time periods. Time zones can be used to automatically arm/disarm your security system at specific times, like automatically locking a reception door at 5pm, as well as restricting user access to doors such as the warehouse after 4pm, or to automatically control outputs, like gates that close automatically at 5.30pm.

Contactless Smart Card Technology

The Solution 6000 includes advanced Smart Card technology. Smart Card systems are designed to provide a higher level of security and incorporate microprocessors capable of handling encryption functions on the card itself. While conventional RFID cards share their card data with any reading device (which increases the risk the card can be copied or replayed), Smart Cards will first communicate with a reading device to determine whether both card and reader are from the same system. If the system is not known to the card, it will not send any data – making the cards virtually uncopyable.



Operation

Multiple User Interface Options

The versatility of the Solution 6000 is captured in its ability to provide the right arming option for your needs. Up to 1,000 individual system users have the choice of arming and disarming using a unique PIN code (up to 8 digits long), a wireless remote, Smart Card or token, biometric fingerprint or by using the Auto Arm function.

The flexibility of the Auto Arm Function enables you to program your system to automatically arm at pre-defined times. Programmed schedules can also extend to control the locking of gates or turning building lights on and off, providing a complete security & access solution.

Simplistic Operation

The standard Bosch keypad features a graphical user interface that incorporates a text-driven menu system. Colour coded, illuminated keys make it easy to operate your security system, day or night. Red, green and blue indicators provide easy identification of Armed and Disarmed modes, and the status of access-controlled doors; while the built-in sounder provides audible feedback when operating the system.

An enhanced version of the Graphic Keypad incorporates a built-in Smart Card reader, allowing users to simply present their token to the keypad to arm/disarm and or unlock a door in one simple action.




WiFi Enabled Keypad

The new WiFi enabled keypads for the Solution 6000 provide additional options for panel communications.

The new keypads sit on the wired RS485 panel LAN as with other keypads, but also act as a WiFi connection device and antenna for the panel, allowing it to join existing wireless networks in your home or business.

Just like with the wired network module for the Solution 6000, a WiFi enabled keypad allows the panel to use such features as IP reporting and upload/download via IP to control the panel. The flexibility of a keypad is that it can easily be installed close to wireless routers or access points, allowing the panel itself to be securely stored in a location that may not otherwise provide a strong wireless signal.

Even when using the WiFi enabled keypads, the panel itself can still be fitted with a standard communications module such as the CM743B GSM Module – giving the panel an additional communications path and enhancing the overall security of the system.



Functional Flexibility

Solution 6000 can be programmed to manage 144 zones that can be divided into 8 separately controlled areas. The 144 fully programmable intrusion zones can support any conventional wired security device such as sensors fitted to doors and windows, motion sensors and smoke detectors. When events are detected, the Solution 6000 can sound sirens, transmit events to your monitoring service provider and activate lights, providing security you can rely on 24 hours a day.

Your Solution 6000 can store up to 2,000 events (ie. arm/disarm functions and door access reports for each user) which can be viewed from the keypad by a master user. This way you can monitor what is going on in your premises daily if required.



With 5 on-board outputs (expandable to 39), and one already pre-programmed for a roller shutter or garage door, your Solution 6000 can cater for all your building automation requirements, including lighting, air conditioning, irrigation - just about anything that is controlled via a switch and can be programmed.

Where required for external applications, weatherproof keypads are also available in slimline or standard fit, designed to complement any building facade.



Easy Remote Arming

The Solution 6000 can be programmed to use a wireless remote that easily fits onto your keyring. These small remote controls allow you to arm and disarm your premises by simply pressing one button.

The wireless remote can also be used to set the system in STAY mode (for when you want to be inside but secure your windows & doors), act as a portable panic button, and can even be used to switch lights and open gates & doors.



General Information

High Speed, High Security

The security system communicates with other system modules via the built-in high-speed connection (RS485 LAN), which for increased security uses high level encryption. In this way, devices can be placed up to 1.2km from the control panel itself, making the system extremely flexible when dealing with large buildings or multiple buildings.

The GSM/GPRS and Ethernet options provide a high security communications path backup to phone line reporting; or can be used as the primary reporting path where VOIP or digital communications are used in the building.

Reliable Protecting of Your Assets

The Solution 6000 provides the flexibility to divide your alarm system into several separately controllable areas including a common area (this can be a reception area, hallway, or underground carpark). It provides the flexibility for users to arm and disarm the areas that they have been given access to, without affecting other areas of your premises.

*For your convenience the Solution 6000 can be configured to use a **single keypad** for all areas, or **individual keypads** for each area.*



24-hour Protection


The Solution 6000's chime mode allows you to audibly monitor a zone or group of zones, such as business entry doors for customer entry during business hours or entry into storage areas while your system is disarmed. The chime mode feature is extremely useful for monitoring driveways and fire doors too. This fully automatic self-testing unit allows you to forget the system is there, while knowing you are still protected.

Cost Effective Security

State-of-the-art security technology has previously been unattainable for some due to prohibitive costs. Now, the Solution 6000 eliminates this obstacle, thanks to its unrivalled price / performance ratio. The benefits begin with the installation stage itself, which is straightforward, inexpensive and, if you wish, wireless. Complex and costly security installations are now a thing of the past.

Versatility

The Solution 6000 offers you a wide choice of features and options, which coupled with the vast range of accessories available from Bosch Security Systems, ensures a system can be designed to suit your specific needs. Whether you're protecting your home or office space, Bosch Security has a solution for you.



Site Manager Software

Making System Administration Easy

Site Manager is a software platform for the Bosch Solution 6000 intrusion panels that gives you the ability to easily administer the day-to-day operations of your system. The software allows a security manager to control multiple panels in different locations by way of conventional IP networks, giving them access to user lists, access control, time zones, and system and user activity logs.

Remote Control of Panel Functions & Features

The Interactive mode of Site Manager allows you to remotely control features of the panel such as outputs, doors, and includes a live log of access and other events. When used with the optional Desktop Smart Card/Token Reader, Site Manager allows you to learn in access cards and tokens at the administration PC, without having to go out to a field device.





Peace-of-Mind in Your Hand

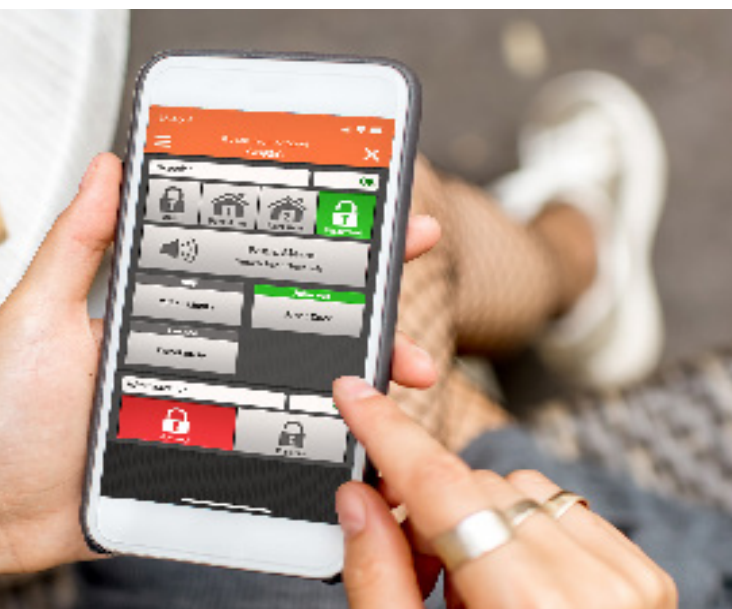
With your Solution 6000 panel connected to MyAlarm, you'll be able to make use of the iFob Control app available on both IOS and AndroidOS. With this app you'll be able to check on the status of any Solution 6000 panel connected to your account, arm or disarm the system, operate doors and outputs, and even view the panel event log. What's more, you can assign up to ten mobile devices to each panel allowing other users access to similar functions with permissions and restrictions that you can set easily through the MyAlarm web interface.

You'll never miss an alarm event with push, voice, SMS or email notification available on some MyAlarm plans. You could also use the same feature to be informed when other users have armed or disarmed the system, allowing you to ensure that your children or your staff have properly secured the site when leaving.

Safe and Secure Alarm Monitoring

With the move away from conventional telephone-based services and the introduction of fibre with VOIP, alarm communications have become harder and harder to accurately and securely deliver. Plenty of options exist to connect third party cellular services to alarm panels, but with MyAlarm and Solution 6000 you have a purpose-built integration that doesn't rely on phone line emulation technology, but rather interfaces with the panel at a high level.

One of the unique features of MyAlarm is that it also doesn't require specialised hardware in the monitoring centre, meaning that you're not going to get tied down to a plan with a business that doesn't work with your needs. Additionally, MyAlarm includes simple disaster recovery, meaning that you can rest assured that critical messages from your alarm system are reaching your monitoring service.



Cloud Connected Security

When installed with either an IP Communications Module, a GPRS Communications Module, or a WiFi Keypad, the Solution 6000 is capable of being connected to the MyAlarm cloud security service. MyAlarm further enhances the features of the Solution 6000 by providing a safe and encrypted connection for the panel allowing remote panel control, remote programming and configuration, and even secure alarm communications. With a range of flexible plans available and an easy-to-use web interface, MyAlarm delivers the connectivity you expect from a modern security solution.

Main features of the system:

- ▶ Integrated access and alarm
- ▶ 16 access control readers or keypads
- ▶ Full text menu display for programming & user control
- ▶ Smart Card, biometric and external readers, with external keypad options
- ▶ Up to 144 wired or wireless zones & 1,000 users
- ▶ Supported communication formats include Conettix IP, GSM, SMS, Email, ContactID, GPRS, CSV IP, SIA 3+ Text, Voice and Domestic Dial
- ▶ SMS via Bosch GSM & SMS panel control
- ▶ Up to 40 outputs available
- ▶ Cloud connectivity including push notification, remote control, and monitoring

Keypads

Internal keypads include standard graphic, Wi-Fi and smart card reader options in black or white. External keypads available, with optional smart card reader.



External with Smart Card Reader



Graphic with Smart Card Reader



Graphic with Wi-Fi

Readers

External and internal readers available to cover any door required. Biometric fingerprint reader option for higher security.



External Smart Card




Internal Smart Card



Fingerprint Reader

Cards & Tokens

Used with smart readers or keypads incorporating smart readers. Options include smart cards, smart tokens, and dual combination.



Smart Card



Smart Card Token



Dual Smart Card & EM Format Token

Keyfobs and Panic Buttons

Two-button and four-button keyfobs enable system arming and disarming with the option to program custom functions. Portable and fixed-position panic buttons feature one or two buttons to reduce false activation.



2 Button Keyfob 4 Button Keyfob



Single Button Panic Transmitter
2 Button Panic Transmitter



5 Button Keyfob

Motion Detectors

Our range includes PIR, TriTech, Wireless, Anti-masking as well as pet-friendly, PIR Curtain & outdoor motion detector options that incorporate industry-leading Bosch motion detector technology for superior catch performance and reduced false alarms.



Blue Line Gen 2 RADION Wireless



Commercial Series



Professional Series

Specialty Transmitters

These transmitters can support special applications including smoke, glass break & request-to-exit detection.



RADION Smoke Detector



RADION Wireless Glassbreak Detector



Glassbreak Detector



Request-to-Exit Sensor



Request-to-Exit Sensor High Security

Bosch Security Systems Pty Ltd
For more information please visit
www.boschsecurity.com.au

© Bosch Security Systems 2020
Modifications Reserved